



Metador

BESPOKE STAINLESS STEEL

# Defender Inox

The Defender Inox is Metador's stainless steel doorset, constructed of Grade 304 stainless steel, making it perfect for a number of applications.





DDA Compliant



High Security

**MADE IN  
BRITAIN**®

Whether fitted internally or externally, you will be sure to get superlative durability from the Defender Inox stainless steel security doors.

The Defender Inox combines architectural and aesthetic appeal with durability, giving you an attractive doorset that is exceptionally hard-wearing.

For its aesthetic appeal, corrosion resistance and increased strength, stainless steel is a fantastic material for security doorsets.

Metador successfully completed a 120 minute fire test to BS EN 1634 on a large double Defender Inox in 'unlatched' configuration. The tested doors also incorporated substantial vision panels with custom-made stainless steel glazing cassettes.

We can also offer Grade 316 stainless steel for even greater durability and corrosion resistance.

## Application

The Grade 304 stainless steel makes the Defender Inox ideal for a range of different uses. In particular, it is popular in locations that require a high level of hygiene, such as:

- food production,
- medical premises,
- industrial environments (e.g. chemical work shops, paint shops, etc),
- wet environments (e.g. swimming pools, wet rooms),
- high traffic environments (e.g. public buildings, schools, hospitals etc).

The Defender Inox is not limited to use in just these applications, when installed in an office or communal area, a stunning, contemporary design aesthetic can also be created.

### Structural opening sizes (mm)\*\*

	Max width	Max height
<b>Single leaf</b>	<b>1470</b>	<b>2970</b>
<b>Double leaf</b>	<b>2860</b>	<b>2970</b>

\*\* Based on a 33mm wide frame. For oversized doors, please enquire.

## Thresholds

DDA compliant 2mm stainless steel threshold bolted into the vertical frame posts. Available in outward opening, inward opening and ramped.

## Seal

For optimum weather, thermal and acoustic performance, a tubular silicone/rubber is bonded into the frame rebate to ensure effective sealing of the door/frame gap.

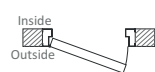
## Hardware

Door leaves are hung from 4no stainless steel hinges for smooth operation and optimum weather resistance. Security dog bolts secure the leaf into the frame if the hinges are attacked. Additional hardware includes a range of locks, latches, lever handles, panic hardware, closers and door restrictors. On double doors, lever-action flush bolts can be installed within the leading edge of the inactive door leaf.

## Optional Extras

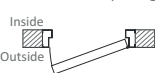
A full range of vision panels are available in various glass types and thicknesses. Louvre panels to any sizes are also available.

Outward Opening



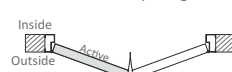
Left Hand Hinged (LH)

Outward Opening



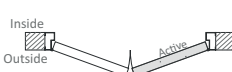
Right Hand Hinged (RH)

Outward Opening



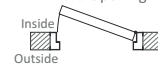
Left Hand Hinged (LH)

Outward Opening



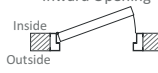
Right Hand Hinged (RH)

Inward Opening



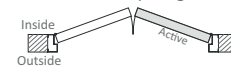
Left Hand Hinged (LH)

Inward Opening



Right Hand Hinged (RH)

Inward Opening



Left Hand Hinged (LH)

Inward Opening



Right Hand Hinged (RH)

**Made of  
stronger  
stuff.**

Britannia House, John Boyle  
Road, Middlesbrough, TS6 6TY

T 01642 337119  
E security@metador.com

Visit our website  
[www.metador.com](http://www.metador.com)