



Metador

HIGH SECURITY

Defender Safeguard

Safeguard is our bestselling, 'stronger than standard' doorset, providing excellent protection for almost any environment.





DDA Compliant



High Security



Manufactured in Britain.

The Defender Safeguard doorset is manufactured from 1.5mm galvanised* steel and internal steel strengthening as standard. Frames are 2mm galvanised steel and have 2mm stainless steel thresholds. The Defender Safeguard is 56% stronger than most other doors in the market and 33% more thermal efficient with its mineral wool core.

Bolted corners giving it rigidity and threaded fixing adjusters make it quick and easy to fit resulting in the Defender Safeguard being exceptional in the marketplace.

Over Panels/Side Panels

Available to suit customer requirements.

Door Leaf

Manufactured from two 1.5mm Galvanised steel skins, folded and mechanically fixed to form a strong and rigid 45mm thick door leaf, filled with internal steel strengtheners and mineral wool for ultimate insulation. Anti-jemmy flanges to the leading edge of the leaf provide excellent jemmy resistance.

Frame

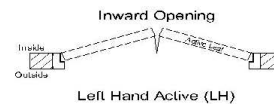
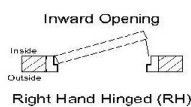
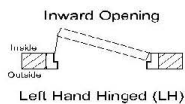
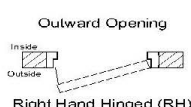
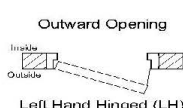
90mm frames are pressed from 2mm Galvanised steel to form a single rebated profile. Profiled headers form a smooth butt joint with the vertical posts and are joined together utilising strong M8 bolts to provide positive rigidity. The special fast fit frame is able to compensate for most irregularities in the opening with 8no threaded fixing adjusters per doorset. They permit a tolerance of up to 18mm on each side of the door. Shims and packers are not necessary making an extremely secure fix. Frames can be insulated if required.

Thermal performance

Tested and achieving an excellent rating of 2.2W/m²K.*

Thresholds

DDA compliant 2mm stainless steel threshold bolted into the vertical frame posts. Available in outward opening, inward opening and ramped.



Seal

For optimum weather, thermal and acoustic performance, a tubular silicone/rubber is bonded into the frame rebate to ensure effective sealing of the door/frame gap.

Hardware

Door leaves are hung from 4no stainless steel hinges for smooth operation and optimum weather resistance. Security dog bolts secure the leaf into the frame if the hinges are attacked. Additional hardware includes a range of locks, latches, lever handles, panic hardware, closers and stays. On double doors, lever-action flush bolts can be installed within the leading edge of the inactive door leaf.

Finish

Available in any RAL or BS standard or marine-grade powder-coat finishes.

Optional Extras

A full range of vision panels with laminated glass, Georgian wired glass, Pyroshield, Firelite or polycarbonate are available in various glass thicknesses. Louvre panels to any sizes are also available. Both solid, louvred and glazed overpanels and side panels can be manufactured to suit individual customer requirements.**

Structural opening sizes (mm)***

	Max width	Max height
Single leaf	1480	3050
Double leaf	2800	3050

* As per third party accreditation testing by Ceribois (notified body number 2061) to European Standards EN 1007-1 and EN 13162 on 23rd March 2016.

** Magnelis steel is offered as an alternative. Please enquire.

*** for oversized doors, please enquire.

Made of stronger stuff.

Britannia House, John Boyle Road, Middlesbrough, TS6 6TY

T 01642 337119
F 0845 3710404

Visit our website
www.metador.com

Follow us on Twitter
[@madebymetador](https://twitter.com/madebymetador)